

Video 1: Introduction to the Project





Link to the video: nmcrec.co.uk/education/exhibition-project/video-1

Welcome to the NMC exhibition project.

This project celebrates 30 years of the work of NMC. It encourages you to explore iconic albums from the history of the label. By getting to know the music through listening, and meeting the composer – meeting them through learning about their work, and who they are – you gain a deeper insight that will enhance your understanding of the music. By creating a response through this project, through the research you will do about the composer and their music, you'll learn valuable approaches to communicating contemporary music to a variety of audiences.

What skills will you develop?

You will develop and enhance a range of your skills by engaging in this project, and these skills will connect with much of your work in other school subjects, such as:

-  **communication**
-  **creative problem solving**
-  **self management** in terms of how you use your time to create your response
-  **collaboration** because you might want to work on a response with someone else.

This project involves you researching and finding material; you're making choices, and you're writing about complex ideas and communicating to a broad audience. Contemporary music can be difficult to capture in words, and this is the joy of this project; you'll learn ways to talk and write about contemporary music that make it accessible and enjoyable for a range of audiences.

What will you create?

You will create a virtual panel for an exhibition that celebrates 30 years of NMC's work. Your panel will be based on your chosen album/track, from a curated list of albums that covers 30 years of the NMC catalogue. You should include images and examples from the music if you wish, and NMC provides all the resources you would need to create a visually appealing panel. You will include an introduction to the music you have chosen, and your own personal response as part of this panel.








Getting Started

To get started you should explore the list of albums. Maybe start at one end – perhaps the beginning, or the end – and work through the albums by choosing a track and having a listen. Be brave to listen for a couple of minutes before you move on to something else. Music can change quickly, and to get a good feel of a track, spend some time with it. Try a few tracks from an album before you move on to another album. When you find a track that captures your attention, take a look to see who wrote it, and what it is. Make a note of your immediate reactions – what grabbed your attention?

Where can you look?

Start by exploring the information about the composer on the NMC website.

-  What do you learn about them?
-  Where are they from?
-  What is their background?
-  What music did they write?
-  Do you learn anything about what inspires them as a composer?

You might then consider looking at the composer's website – that might tell you even more about their work, and give you the opportunity to listen more to music they have written, so you can place your chosen track in context with other music the composer has written.

